



# TOUCHLESS SWITCHES

## Options & Applications



## EXCLUSIVE IN THE INDUSTRY

### **CM-330**

Battery powered wireless touchless switch with 2-4 year battery life

### **CM-331, 332 & 333**

Line powered switches with option for plug in wireless transmitter

### **CM-325**

Short range touchless switch with immunity to reflective surfaces

### **CM-331**

1 relay switch with built-in door control (REX and contact inputs)

### **CM-332**

2 relay touchless switch with built-in door sequencing

### **CM-333**

Hybrid battery powered model with wired relay

# FACEPLATE OPTIONS – ALL MODELS

**Black Polycarbonate or Stainless Steel**

**Narrow**

**Single Gang**

**Double Gang**

**6" Round SS**



# LIGHT RING OPTION

**RED, GREEN, BLUE FIELD SELECTABLE**

**ACTIVE ON SWITCH STATUS OR REMOTE  
STATUS (DOOR CLOSED OR LOCKED)**

**‘-SGLR’ OPTION, STAINLESS STEEL ONLY**

- Single Gang
- Double Gang
- 6” Round SS

**CM-331 & CM-332 MODELS ONLY**



# WEATHER/WATER RESISTANCE

## NON-ILLUMINATED FACEPLATES

Water resistant, sold with gasket

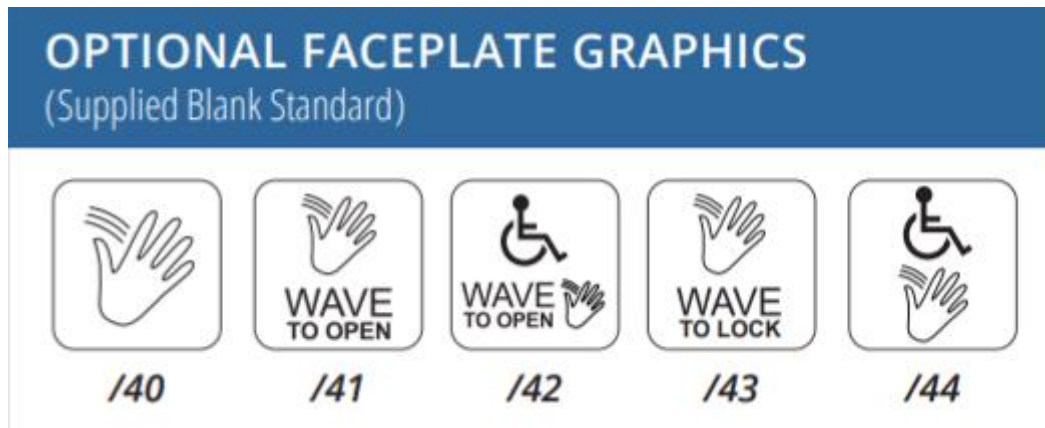
- Narrow
- Single Gang
- Double Gang

## ILLUMINATED & ROUND FACEPLATES

Outdoor rated but not intended for direct exposure to rain/snow (on bollard)



# GRAPHIC OPTIONS – ALL MODELS



Add 'F' to option # for French Language.  
On stainless steel faceplate option only

# WIRELESS OPTIONS

## NOT JUST ANY WIRELESS – LAZERPOINT RF

- 915Mhz Spread Spectrum Wireless
- The Lazerpoint RF family includes wall switches, fobs, keypads and touchless switches

## BATTERY AND LINE POWERED WIRELESS

- CM-330 is battery powered wireless
- Option to add CM-TX99 plug in wireless receiver to CM-331, 332 and 333 models.

## 3 COMPATIBLE RECEIVERS

- CM-RX90, RX91 and RX-92



# ONLINE SWITCH CONFIGURATION WIZARD




CLICK ON THE HAT TO EASILY SELECT  
THE MODEL & OPTIONS YOU NEED  
FOR YOUR APPLICATION

LOGIN FOR LIST OR NET PRICING

ORDER, SAVE OR PRINT THE  
RESULTS

COMPATIBLE MOUNTING BOXES  
ALSO SHOWN



<b>YOUR MODEL #:</b> <b>CM-331/42SW</b>		<b>CLOSE</b>
<b>Touchless Switch, 1 Relay:</b>	Wired Touchless switch, w/ built-in door control, 1 Relay, option for CM-TX99 wireless transmitter and light ring	<i>Login For Pricing</i>
<b>Faceplate Material:</b>	Stainless Steel Faceplate	
<b>Faceplate Size:</b>	Double Gang Faceplate. Rubber gasket supplied for weather/water resistant applications. Compatible surface mounting box CM-43CBLA	
<b>Faceplate Graphic Options:</b>	Hand Icon, 'Wave to Open' text and Wheelchair Symbol	
This is a stock product, and is expected to ship within 2 business days of receipt of your order.		
Packaging Weights & Dimensions:		5.25"L 2"H 5.5"W 0.4lbs
		  



## CM-324

### Basic Door Control



LINE  
POWERED



1  
RELAY

Ideal for economical door activation where a door or locked status indicator is not required.

## CM-325

### Short Range Model



LINE  
POWERED



1  
RELAY

Ideal for short range sensing in confined areas (such as in restrooms) and to resist false activation due to highly reflective surfaces (typically found in health care facilities).

## CM-330

### Battery Powered Wireless



BATTERY  
POWERED



LAZERPOINT RF™  
WIRELESS

Ideal for door activation where installing wiring is difficult or expensive, and for instant replacement of non-powered switches in retrofit applications.

## CM-331

### Switch with Door Control



LINE  
POWERED



1  
RELAY



LIGHT RING  
OPTION



BUILT-IN  
CONTROL



WIRELESS  
OPTION

Ideal for activation and control, where door status indication is required. This eliminates the need for a separate door control relay

## CM-331

### Retrofit without Batteries



LINE  
POWERED



1  
RELAY



LIGHT RING  
OPTION



BUILT-IN  
CONTROL



WIRELESS  
OPTION

Ideal for replacement of nonpowered switches, without the need for battery maintenance. Re-use 2 existing wires for power and optional CM-TX99 plug-in wireless transmitter to activate door opening.

## CM-332

### 2 Relay Switch with Door Sequencing



LINE  
POWERED



2  
RELAYS



BUILT-IN  
CONTROL



WIRELESS  
OPTION



LIGHT RING  
OPTION

Ideal for activation and control of two doors (particularly vestibule applications) or additional control of electrified lock or signal devices. This eliminates the need for a separate door control relay

## CM-333

### Hybrid Battery Powered with 1 Relay



BATTERY  
POWERED



1  
RELAY



WIRELESS  
OPTION

Designed to retrofit non-powered push plate switches with sensor switches without any additional wiring. These switches offer the longest alkaline battery life of any switch in the market, with the option for lithium batteries.

## CX-WC16 RESTROOM CONTROL SYSTEM KIT



SureWave™ touchless switches enable Camden to offer a restroom control system that features a short-range switch, to avoid false activation, as well as LED indication of both 'occupancy' and 'door locked' status.

The kit includes a grade 2 electric strike and controller/power supply cabinet.





# A COMPLETE LIBRARY OF ONLINE RESOURCES





Opening New Doors to  
Innovation, Quality and Support!

**Thank you**